

Important information about this form:

- Fill out this form to request a partial or full withdrawal from your ABLE United account.
- We are required to file an IRS Form 1099-QA when you make a withdrawal from your ABLE account.
- You must wait 5 days before you can withdraw a contribution made by bank ACH or check.
- If you recently changed your banking information or address, there's a 30-day hold period for withdrawals. With a Medallion Signature Guarantee (in **Step 7** of this form), you can bypass all the hold periods.
- Keep any receipts for eligible expenses once the money from this account is used.
- Use black ink to type or print clearly, and do not staple the sheets together.

Need help?

Give us a call Monday – Friday
from 9am – 6pm ET at
1-888-524-2253 or
from 9am – 8pm ET at
1-844-888-2253 (TTY)

Mail the form to:

ABLE United
P.O. Box 9696
Providence, RI 02940-9696

Overnight Mail:

ABLE United
4400 Computer Drive
Westborough, MA 01581

1 Choose the type of withdrawal

- Direct deposit into the bank account connected to this account (Fill out **Step 2, 3, 4** and **6**)**
If there is more than one bank account connected to the account, you'll have to select which bank you want to receive the deposit. There will be a 30-day hold if there was a recent change to the banking information.
- A check sent to the Beneficiary (Fill out **Step 2, 3** and **6**)**
There will be a 30-day hold period for check withdrawals if you recently changed the Beneficiary's address (where the check will be mailed).
- A check sent to the Authorized Legal Representative (Fill out **Step 2, 3** and **6**)**
There will be a 30-day hold period for check withdrawals if you recently changed the Authorized Legal Representative's address (where the check will be mailed).
- A check sent to a third party (Fill out **Step 2, 3, 5** and **6**)**
You can not send more than \$15,000 by check to a third party unless you obtain a Medallion Signature Guarantee (**Step 7**).

2 **ABLE account information**

Name of the Beneficiary on the ABLE account (First and last)

__ _ - __ - __
Beneficiary's Social Security or Taxpayer Identification Number

AU __ _
ABLE United account number

3 How much do you want to withdraw?

Choose the portfolio(s) you want to withdraw money from. There's a \$5 minimum withdrawal and you must have at least \$5 in a portfolio to keep it open. You can withdraw up to 90% of the total amount or the full amount.

Please read the ABLE United Program Description & Participation Agreement for important information about the cash and investment options before making a decision.

You must wait 5 days before you can withdraw a contribution made by bank ACH (or 11 days after a check contribution).

Investment options	Amount	
Conservative Portfolio	<input type="radio"/> Full balance	<input type="radio"/> Partial amount: \$ _____ , _____ . _____ Amount
Moderate Portfolio	<input type="radio"/> Full balance	<input type="radio"/> Partial amount: \$ _____ , _____ . _____ Amount
Growth Portfolio	<input type="radio"/> Full balance	<input type="radio"/> Partial amount: \$ _____ , _____ . _____ Amount
U.S. Stock Fund	<input type="radio"/> Full balance	<input type="radio"/> Partial amount: \$ _____ , _____ . _____ Amount
International Stock Fund	<input type="radio"/> Full balance	<input type="radio"/> Partial amount: \$ _____ , _____ . _____ Amount
U.S. Bond Fund	<input type="radio"/> Full balance	<input type="radio"/> Partial amount: \$ _____ , _____ . _____ Amount
Money Market Fund	<input type="radio"/> Full balance	<input type="radio"/> Partial amount: \$ _____ , _____ . _____ Amount
FDIC Savings Fund	<input type="radio"/> Full balance	<input type="radio"/> Partial amount: \$ _____ , _____ . _____ Amount

Want to withdraw all funds?

Yes, withdraw the full balance of all portfolios/funds I'm invested in. \$ _____ , _____ . _____
Total withdrawal amount

Close this account
Only check this if you want to close your account once all funds are withdrawn.

4 Bank account information — If applicable

Only complete if you selected direct deposit in **Step 1**.

Name on bank account




The first and last name on the bank account needs to be the same as either the Beneficiary or the Authorized Legal Representative.

Bank routing number

Bank account number

Need help?

You can find your bank information on the bottom of one of your checks here:

 000000000	 00000000000	 1000
Routing Number	Account Number	

5 Third-party information

Payable to

Contact name

Memo line

Mailing address

Street address 1

Street address 2

City

State

ZIP Code

6 Sign the form

- I certify that I have read, understand, consent, and agree to all terms and conditions of the **ABLE United Program Description & Participation Agreement** and understand the rules and regulations governing withdrawals from my ABLE United account. I also certify that the information provided on this form is accurate and hereby instruct the ABLE United account to distribute this as I have indicated.
- I understand that the earnings portion of non-qualified withdrawals is subject to federal and state income tax and an additional 10% federal tax. I also understand that I am responsible for reporting the withdrawal on my income tax returns for the tax year the non-qualified withdrawal was made.
- I understand that if I took a state income tax deduction or credit on my state income taxes, I will need to check with my home state to determine if my deduction or credit is subject to recapture.
- If I am an Authorized Legal Representative, I certify that I am authorized to act on the Beneficiary's behalf in making this request and that this request is in the best interest of the Beneficiary.
- By signing below, I authorize the Program Manager or its designee to withdraw funds according to the instructions above.

Signature of Beneficiary or Authorized Legal Representative

Date (mm/dd/yyyy)

7 Medallion Signature Guarantee

Keep in mind that:

- You're providing the following information as underwritten certification that your signature is genuine.
- You can get a Medallion Signature Guarantee from an authorized officer of a bank, broker, or other qualified financial institution. A notary public doesn't qualify, and you cannot guarantee your own signature. You may be required to provide proof of your authority to act on behalf of the ABLÉ account.
- Only sign if you are in the presence of an authorized officer providing the Medallion Signature Guarantee.

I certify that the information provided herein is true and complete in all respects, and that I have read and understand, consent, and agree to all the terms and conditions of the **Program Description & Participation Agreement**.

Signature of Beneficiary or Authorized Legal Representative

Signature Guarantor

Title

Name of Institution

Date (mm/dd/yyyy)

Have the Authorized Officer stamp here